


**Type:** Double Ended Beam

**Material:** Alloy Steel

**Protection:** IP 68

**Application:** Crane Scales, Hanging Scales

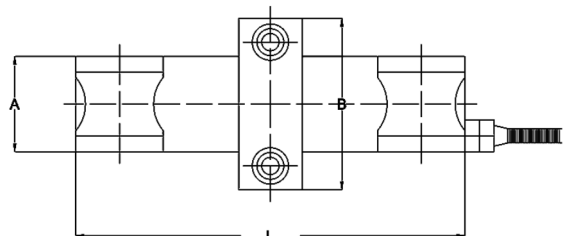
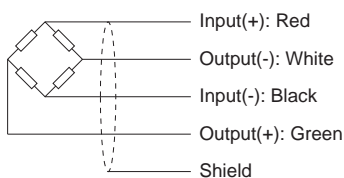
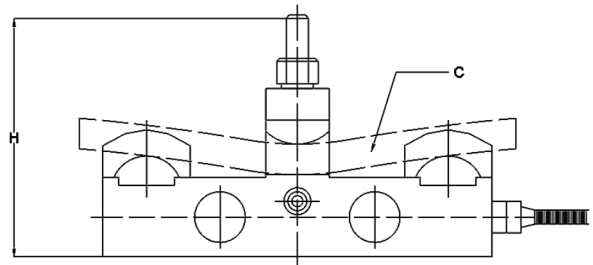


*Specifications:*

<b>Capacity</b>	t	1 / 2 / 3 / 5 / 10
<b>Max. Number of Verification Intervals</b>		2000
<b>Temperature Effect on Zero</b>	%FS/10°C	≤ ± 0.05
<b>Temperature Effect on Sensitivity</b>	%FS/10°C	≤ ± 0.05
<b>Combined Error</b>	%FS	≤ ± 0.05
<b>Creep</b>	%FS	≤ ± 0.1
<b>Output Sensitivity</b>	mv/v	1.0 ± 0.05
<b>Input Resistance</b>	Ω	750 ± 10
<b>Output Resistance</b>	Ω	702 ± 3
<b>Insulation Resistance</b>	MΩ	≥ 5000
<b>Zero Balance</b>	%FS	±1
<b>Temperature, Compensated</b>	°C	-20 ~ +60
<b>Temperature, Operating</b>	°C	-30 ~ +70
<b>Excitation, Recommended</b>	v	5 ~ 15
<b>Safe Overload</b>	%FS	150
<b>Ultimate Overload</b>	%FS	200
<b>Standard Cable Length</b>	m	10

*Dimensions:*

CAP.(t)	H	A	B	L	C
1	158.5	40	60	180	φ6~φ14
2	158.5	40	60	180	φ10~φ18
3	158.5	40	60	180	φ12~φ20
5	199.5	40	75	200	φ16~φ26
10	238	60	110	260	φ24~φ36



All dimensions: mm.